

YOUR  
**Crafts**  
**BEAUTIFUL**  
**Templates**  
FEBRUARY 2015

---

FIND THE TEMPLATE YOU REQUIRE ON THE CONTENTS LIST BELOW AND JUST PRINT OUT THE PAGE OR PAGES YOU NEED FROM YOUR PRINT MENU

**Page 2-3** HOME SWEET HOME

Stitch a set of welcoming placemats and coasters with our easy templates  
Page 53 in magazine

**Page 4** COLOUR WITH POSCA PENS

Create a sensational stationery set by colouring these motifs onto organisers, pencil pots and more  
Page 86 in magazine

**Page 5** BUNNY HAT

To assist you in knitting a whimsical bunny hat, we're sharing this guide and key  
© GMC Books  
Page 100 in magazine

**Page 6-8** QUIRKY GIFT SET

Spark a chemical reaction with this fun Valentine's Day idea  
Page 46 in magazine

**Page 9** HEART HANGER

Follow our cross-stitch chart to make a love-themed home dec  
Page 63 in magazine

**Page 10** ON THE MOVE

Use our key templates to make cards for a new home-owner  
Page 78 in magazine

**Page 11** ZENTANGLE BUTTERFLIES

Colour in these winged friends Zentangle style, or make your own designs with our plain outlines  
Page 26 in magazine

**Page 12** BELLA THE BUNNY

Sew a sweet bunny with our helpful outlines  
© Search Press  
Page 94 in magazine

**Page 13** HABERDASHERY ART

Celebrate sewing and knitting with our papercraft artwork  
Page 49 in magazine

**Page 14** OUR PAPER-CRAFT HERO

Make a house with our cut, score and fold guidelines  
Page 40 in magazine

**Page 15-16** BABY BLOCKS

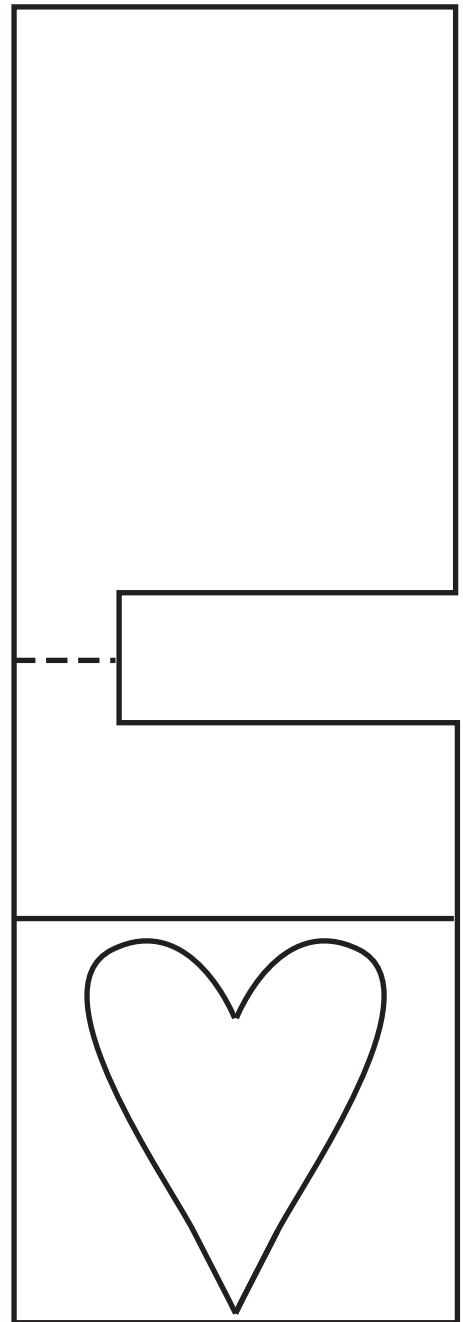

Stitch a set of educational blocks for a little one with our templates  
Page 80 in magazine


# HOME SWEET HOME

**Stitch a set of  
welcoming  
placemats and  
coasters with our  
easy templates**

Page 53 in magazine

2 A4 pages









# COLOUR WITH POSCA PENS


Create a sensational stationery set by colouring these motifs onto organisers, pencil pots and more

Page 86 in magazine


1 A4 page



create



dream



INSPIRE


# BUNNY HAT

To assist you in knitting a whimsical bunny hat, we're sharing this guide and key

© GMC Books

Page 100 in magazine

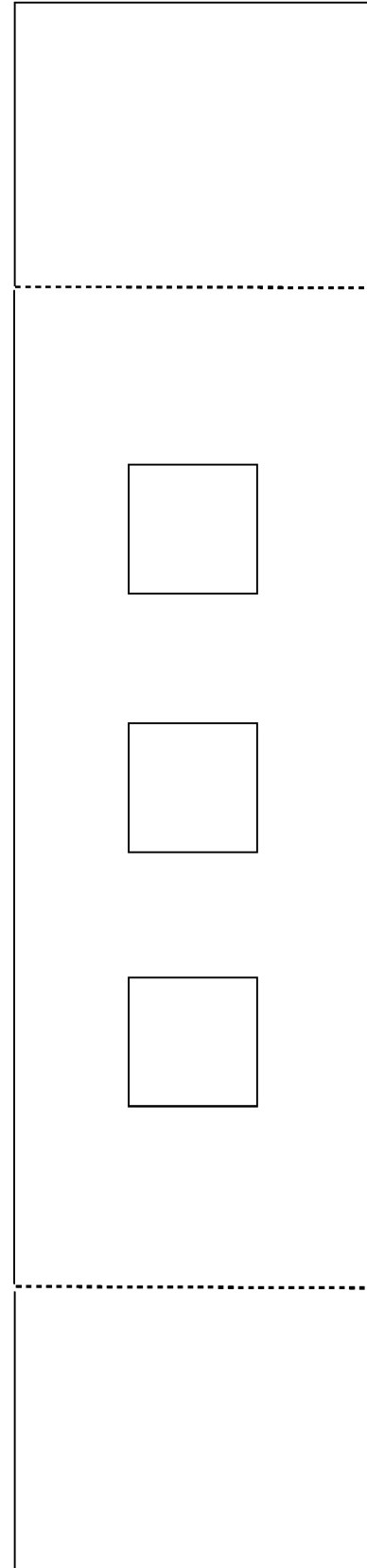
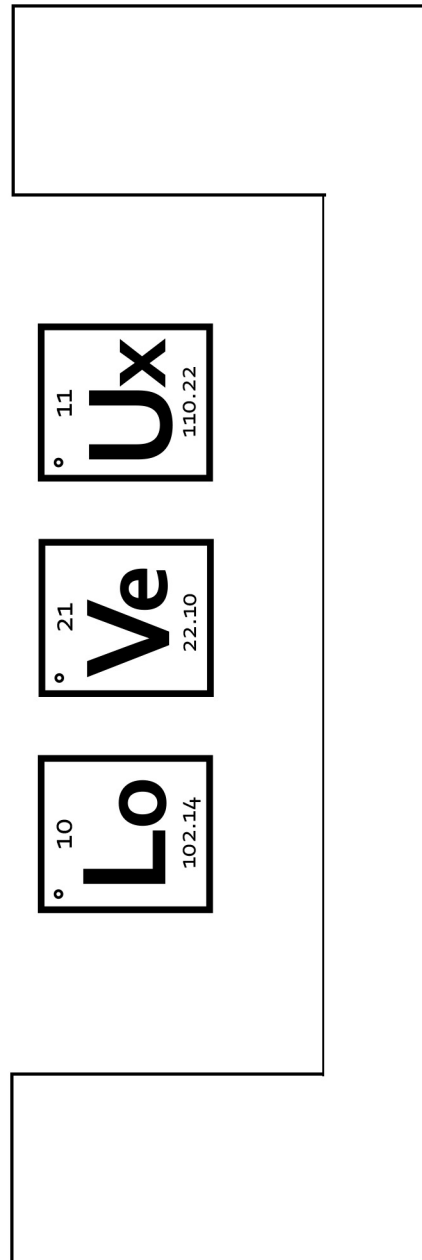
1 A4 page





# QUIRKY GIFT SET

Spark a chemical reaction with this fun Valentine's Day idea

Page 46 in magazine  
3 A4 pages







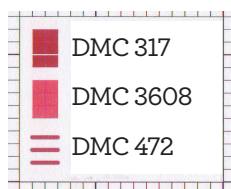



# HEART HANGER

Follow our cross-stitch chart to make a  
love-themed home dec

Page 63 in magazine


1 A4 page

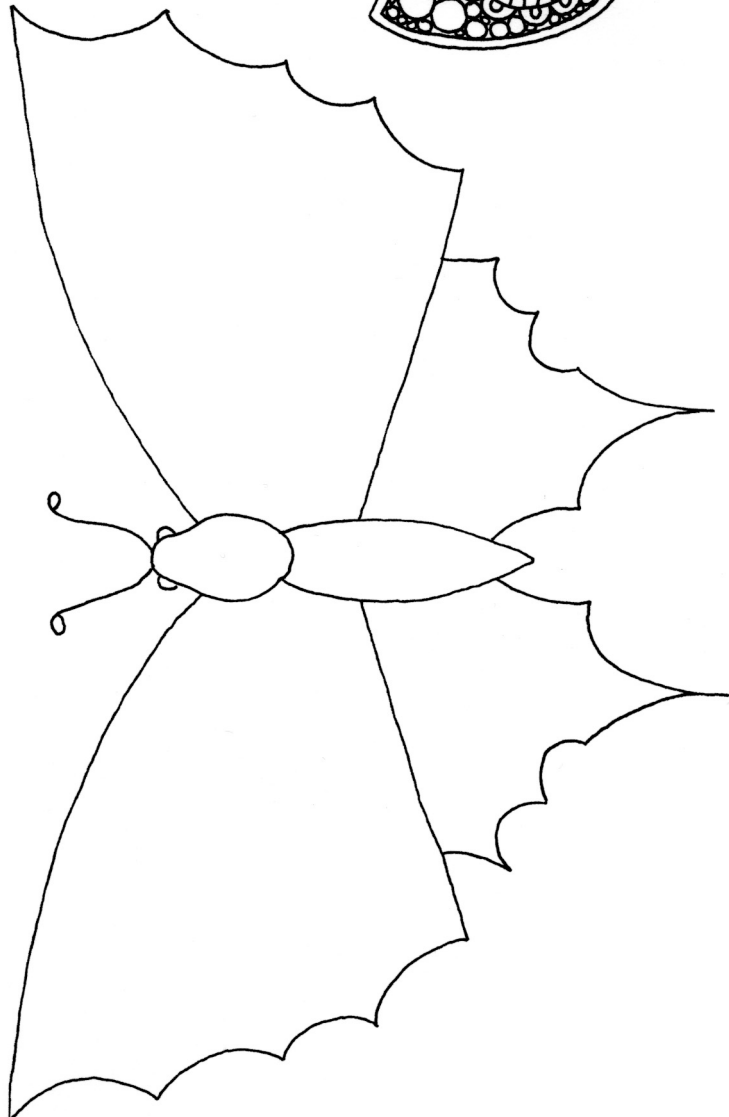



## ON THE MOVE

Use our key templates to make cards for a new home-owner

Page 78 in magazine





## ZENTANGLE BUTTERFLIES

Colour in these winged friends Zentangle style, or make your own designs with our plain outlines

Page 26 in magazine

1 A4 page

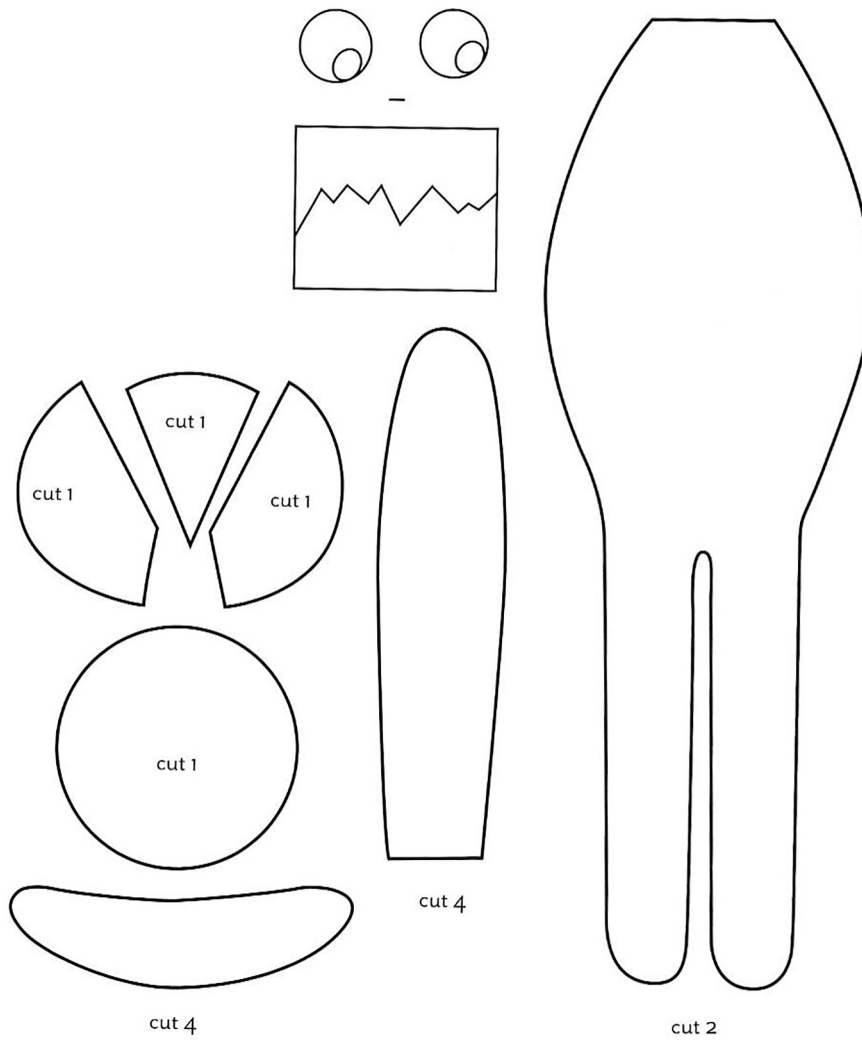
# BELLA THE BUNNY

Sew a sweet bunny with our helpful outlines

© Search Press

Page 94 in magazine

1 A4 page

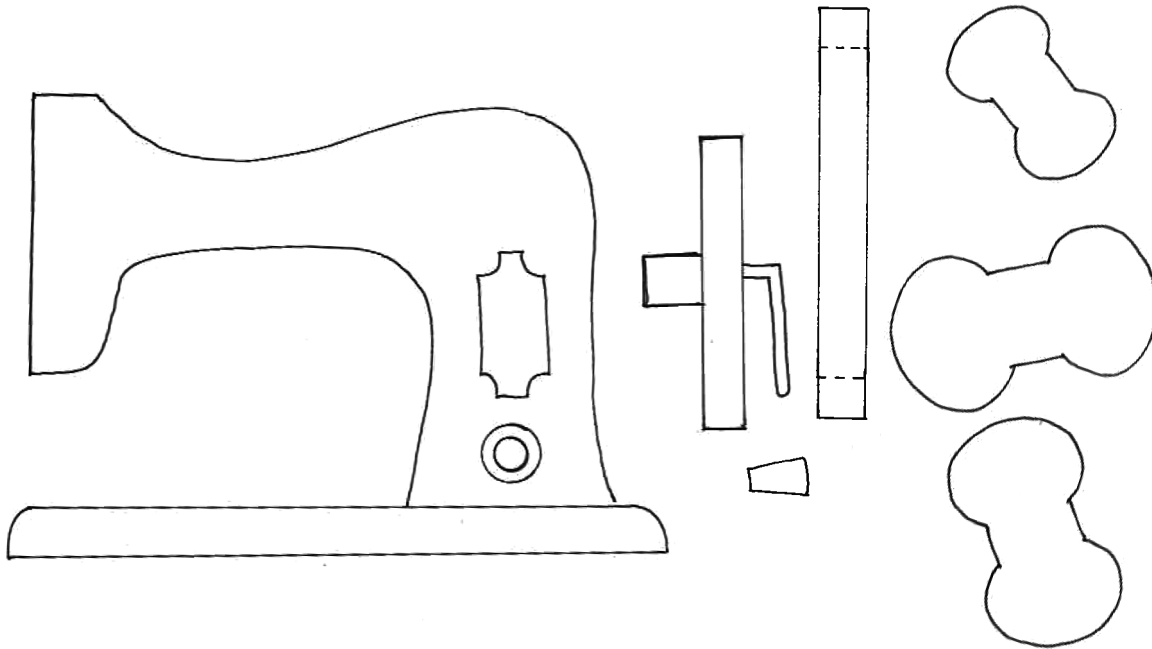


# HABERDASHERY ART

Celebrate sewing and knitting  
with our papercraft artwork

Page 49 in magazine  
1 A4 page

**Templates**  
FEB 2015

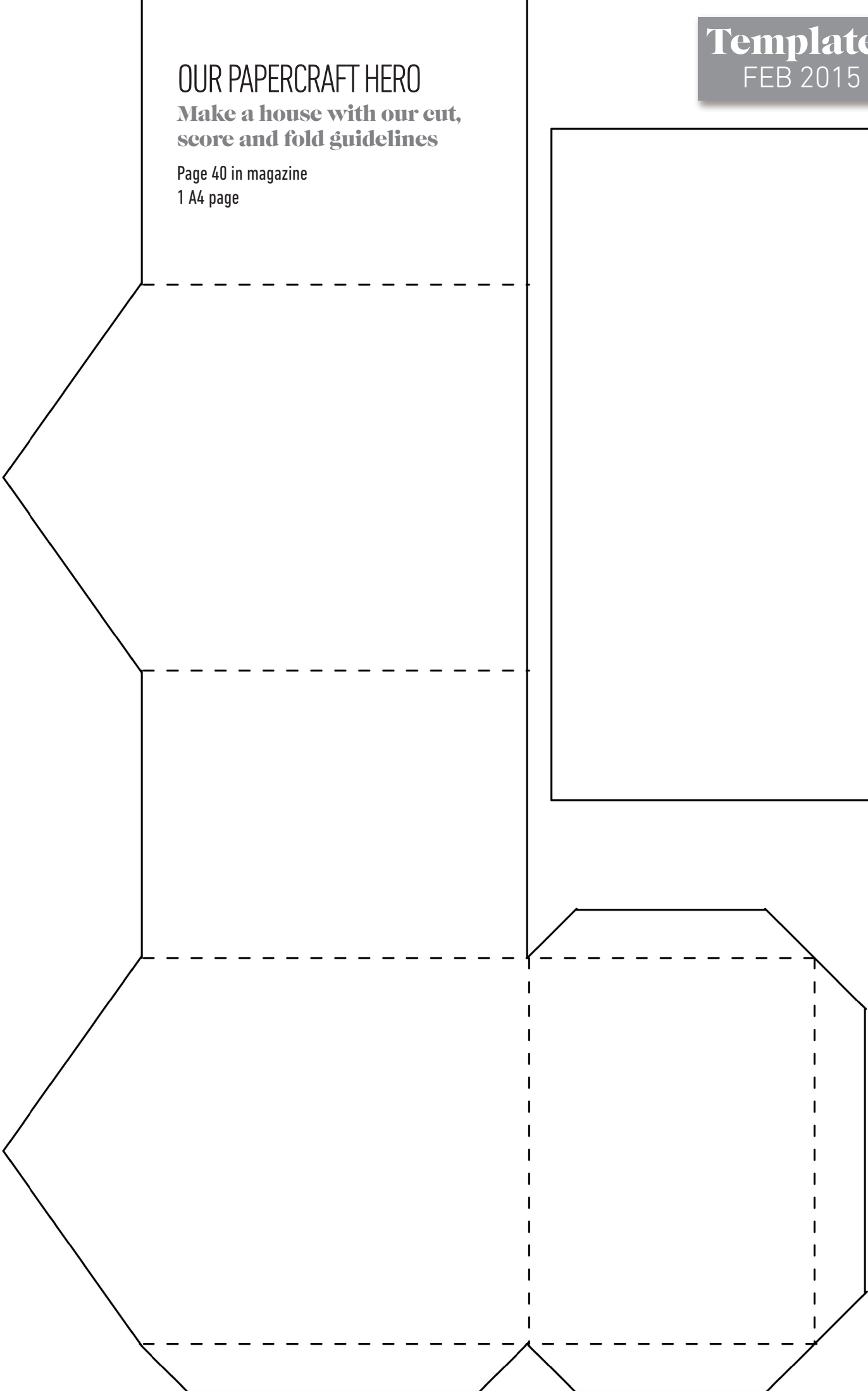



# OUR PAPERCRAFT HERO

**Make a house with our cut,  
score and fold guidelines**

Page 40 in magazine

1 A4 page



## BABY BLOCKS

**Stitch a set of educational blocks  
for a little one with our templates**

Page 80 in magazine

1 A4 page

